

X-PAD

The fast way
to support
and fix various
workpieces



*The pinscreen with its
contour-accurate molding.
It was the inspiration for the
MATRIX clamping systems.*


UNIQUELY FLEXIBLE FORM SUPPORT

The X-PAD offers a highly economical concept for a smooth material flow. While conventional supports are made for one single workpiece, the X-PAD with its spring-loaded pins perfectly adapts to any workpiece contour within seconds. Whether assembly station or driverless transport system, the X-PAD can be implemented anywhere.

Universal work- piece support

- Perfectly and automatically adapts to every contour
- Perfect form fit guarantees a maximum hold with minimal force
- Can be set up within seconds by changing the workpiece
- No downtime

Manual X-PAD



Manual placement and clamping of the workpiece made easy – form-fitting and with a secure hold. Particularly economical when having to change forms frequently.

Pneumatical X-PAD



Perfect molding even with complex workpiece contours. These individual mold jaws are frozen by pneumatic actuators. Absolutely safe hold, even with low clamping forces.

Electrical X-PAD



The energy source of the automatic clamping systems is electrical. The Pins are locked by an electrical actuator after the workpiece has been taken into its position.



INNOVATIONS THAT BUILD UP OUR FUTURE

MATRIX is successful when it comes to new solutions for the challenges of today and the future. This is how MATRIX clamping systems revolutionize the handling of workpieces with uniquely adaptable technology as well as enormous savings in set-up times and fixture costs. The X-PAD is just one example for the new modern trend in retrofitting of processing and assembly systems or measuring devices.



Manual X-PAD

- Infinitely variable.
- Optimal adaptation to the most complex contours.
- Extra-large, expandable pin field.
- Mechanically lockable.
- Fastest mold support with an extra-large support surface.
- Ideal for assembly, tactile measurement and X-ray technology, laser marking and pad printing.

X-PAD

Order No. 0060.8830

External dimensions W x L x H (mm)	120 x 240 x 104
Clamping surface broadside x long side (mm)	90 x 197
Number of pins	82
Diameter of the pins (mm)	15
Clamping mechanism	manual
Stroke (mm)	30
Max. holding forces the axial pinfield	2,0 kN



INNOVATION FOR AUTOMATED ASSEMBLY PROCESSES

MATRIX is successful when it comes to assembling different types of workpieces on the same production line. The X-PAD adapts to any contour and eliminates set-up times. Particularly useful is the compensation of tolerances. Regardless of the assembly system or the postprocessing station: the X-PAD offers the highest efficiency.

Pneumatic X-PAD


- Infinitely variable.
- Optimal adaptation to the most complex contours.
- Extra-large, expandable pin field.
- Pneumatically unlockable.
- Fastest mold support with extra-large support surface.
- Ideal for automated processes, storage stations for linked robot cells, postprocessing stations with a large number of variants.



X-PAD-p



Order No. 0060.8832

External dimensions W x L x H (mm)	165 x 305 x 104
Clamping surface broadside x long side (mm)	90 x 197
Number of pins	82
Diameter of the pins (mm)	15
Clamping mechanism	pneumatic
Stroke (mm)	30
Max. holding forces the axial pinfield	2,0 kN



INNOVATION FOR DRIVERLESS TRANSPORT SYSTEMS

MATRIX is successful when it comes to the assembly of various workpiece types on the same production line. In the case of driverless transport systems (AGV), you won't need any workpiece-specific supports. Therefore, costs and set-up times can be reduced. With the electric locking, the X-PAD is directly integrated into the AGV.



Electrical X-PAD

- Infinitely variable.
- Optimal adaptation to the most complex contours.
- Extra-large, expandable pin field.
- Electrically lockable.
- Fastest mold support with an extra-large support surface.
- Ideal for AGVs.

X-PAD-e

Order No. 0060.8831

External dimensions W x L x H (mm)	332 x 285 x 104
Clamping surface broadside x long side (mm)	210 x 197
Number of pins	82
Diameter of the pins (mm)	15
Clamping mechanism	electric 24V
Stroke (mm)	30
Max. holding forces the axial pinfield	2,0 kN